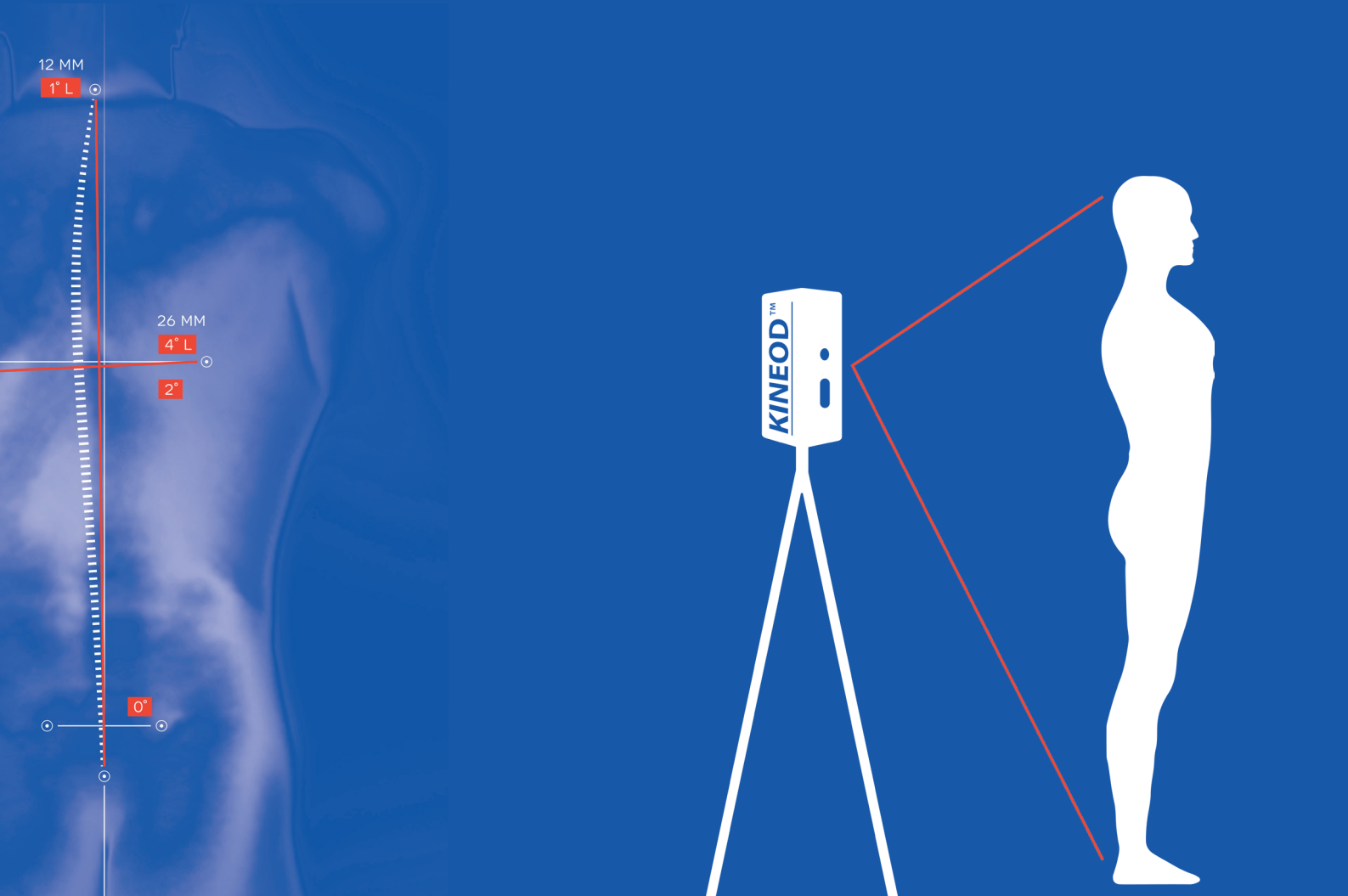


KINEOD

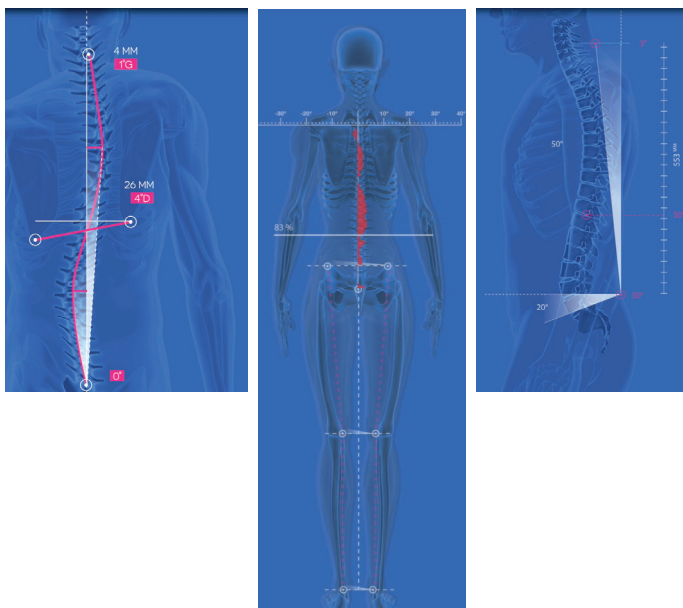


KINEOD

KINEOD IS A SYSTEM THAT PROVIDES A 3D RECONSTRUCTION OF THE ENTIRE BODY IN A FUNCTIONAL STANDING POSITION. ITS INFRARED OPTICAL TECHNOLOGY IS NON-INVASIVE. IT ALLOWS PRACTITIONERS TREATING PATHOLOGIES OF THE SPINE, OR LOWER LIMBS AS WELL AS BALANCE AND POSTURE DISORDERS TO CARRY OUT A COMPLETE DIAGNOSIS IN ORDER TO EVALUATE THE THERAPEUTIC STRATEGIES TO BE IMPLEMENTED.

ITS USE MAKES IT POSSIBLE TO MAKE THREE-DIMENSIONAL CAPTURES AND MEASUREMENTS ON THE POSTERIOR, ANTERIOR AND SAGITTAL PLANES. OBJECTIVE QUANTIFICATION AND CONTROL OF THE OPTIMIZATION OF PRESCRIBED TREATMENTS ALLOWS FOR BETTER DOCUMENTED VISUAL AND INTERACTIVE COMMUNICATION BETWEEN PATIENTS AND CLINICIANS.

EVALUATION, 3D ANALYSIS AND CLINICAL FOLLOW-UP OF POSTURE AND LOWER LIMB PATHOLOGIES

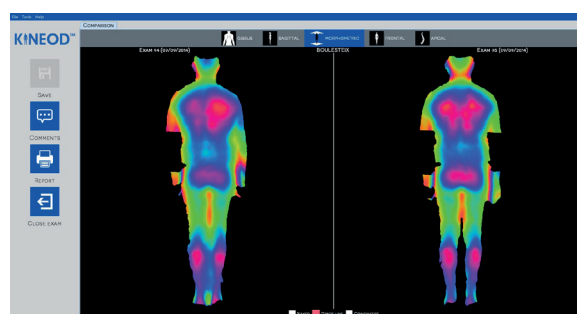
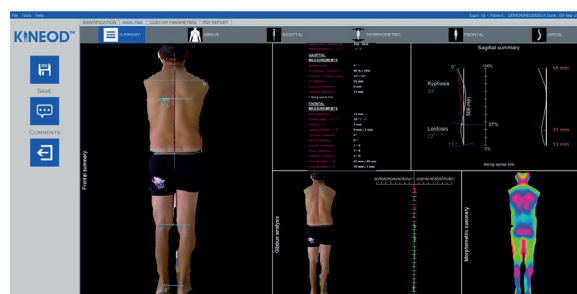


CLINICAL BENEFITS AND ADVANTAGES

- Easy patient preparation*
- Whole body reconstruction
- 3D analysis
- Powerful communication tools*
- Intuitive software interface*
- No irradiation
- Fast optical acquisition: 33 milliseconds
- Numerous clinical analyses

KINEOD'S CONTRIBUTIONS

- Morphometric analysis: visualization of body deformation
- Sagittal analysis: obtaining the cyphosis and lordosis parameters
- Frontal analysis: identification of imbalances
- Analysis of gibbosity using frontal and sagittal information
- Customized angle and distance measurements
- Comparison of examinations: evolution of clinical parameters
- Summary of the report: details of each parameter
- Patient follow-up: evolution over time, analysis of two identical examinations



*Non-medical claim

KINEOD : MADE IN FRANCE INNOVATION



HEADQUARTERS > 393 rue Charles Lindbergh – 34130 Mauguio – FRANCE

FACTORY > Parc Scientifique G. Besse – 175 Allée Von Neumann – 30035 Nîmes Cedex 01 – FRANCE

PHONE > +33 4 66 29 09 07 – FAX > +33 4 67 50 49 09 – www.dms-imaging.com

This product is an Im class medical device manufactured by AXS Medical. The conformity assessment was carried out by SGS, No. 0120 and bears the CE marking. It is intended for postural studies in a static position (3D acquisition of the entire body relief in different positions). Read the operating instructions carefully. This product is certified as a medical device in the European Union according to Directive 93/42/EEC on medical devices by SGS CE0120, exclusively for the indication of balance and posture analysis. Other non-medical uses attributed to this device do not fall within the scope of CE certification, and users should be aware that the performance and/or safety of the product has not been evaluated by SGS for these purposes. Photos are non-contractual. FlyerA_KINEOD_03_07/2019